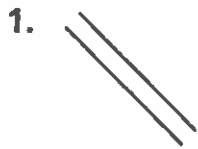


Homework

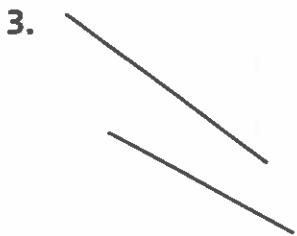
Which of the line segments below look parallel? Which look perpendicular? Which look neither parallel nor perpendicular? Explain your thinking.



Parallel: _____ Perpendicular: _____

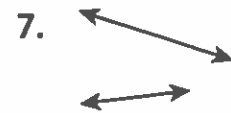
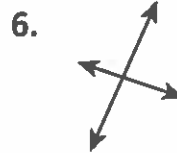
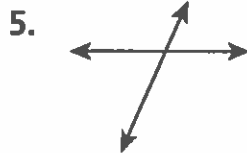


Parallel: _____ Perpendicular: _____



Parallel: _____ Perpendicular: _____

Tell whether each pair of lines is parallel, perpendicular, or neither.



8. First draw a line segment 5 cm long. Then draw a line segment 7 cm long parallel to your first line segment.


Remembering

Use the visual to fill in each blank.

1. The shaded part of the whole represents:

$\frac{30}{100}$ represents _____ of _____ equal parts
and the decimal _____.

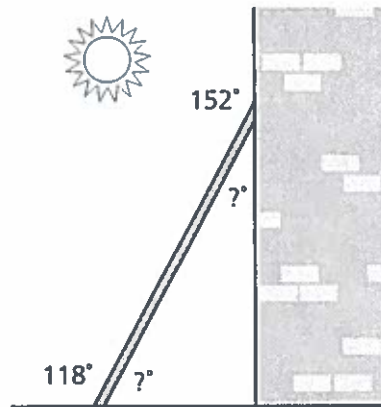
$\frac{3}{10}$ represents _____ of _____ equal parts
and the decimal _____.



Write an equation to solve each problem.

2. A ladder leans up against a wall, as shown in the diagram. What angle measure does the ladder form with the wall?

3. What angle measure does the ladder form with the ground?



4. **Stretch Your Thinking** Look around the room. Describe 3 pairs of parallel line segments you see. Describe 3 pairs of perpendicular line segments.
