
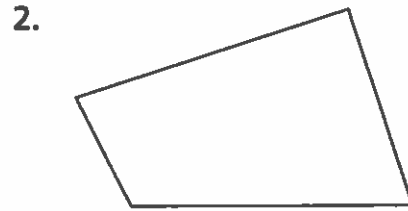


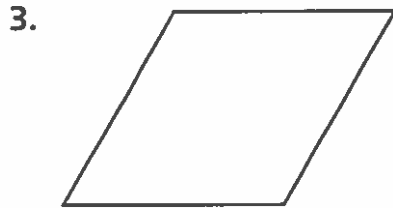
Homework


VOCABULARY
 quadrilateral
 square
 trapezoid
 rhombus
 rectangle
 parallelogram

Using the Vocabulary box at the right, write the name of the quadrilateral that best describes each figure. Use each word once. Describe how it is different from other quadrilaterals.

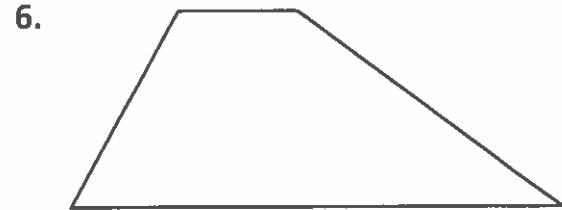












Remembering

Write these amounts as decimal numbers.

1. 3 tenths _____

2. 7 hundredths _____

3. 56 hundredths _____


4. $\frac{6}{100}$ _____

5. $\frac{42}{100}$ _____

6. $\frac{9}{10}$ _____

Tell whether each pair of lines is parallel, perpendicular, or neither.


7.



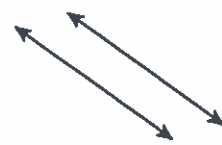
8.



9.



10.



11. First draw a line segment 4 cm long. Then draw a line segment 3 cm long that is not parallel nor perpendicular to the first line.

12. **Stretch Your Thinking** Bianca has a certain shape in mind. She says it has all the following names: quadrilateral, parallelogram, and rectangle. Make a drawing that could be Bianca's shape. Explain why it has each of these names.
