



Homework

1. Draw a rectangle and a parallelogram. Draw one diagonal on each figure. Name the kinds of triangles you made.



2. Draw your figures again. Draw the other diagonal and name the kinds of triangles you made this time.



3. Use geometry words to describe how diagonals of quadrilaterals make triangles.

4. Use geometry words to describe a way to separate triangles into other triangles.

Remembering


Write the decimal numbers that come next.

1. 0.01 0.02 0.03 _____ _____ _____ _____
2. 0.3 0.4 0.5 _____ _____ _____ _____
3. 0.46 0.47 0.48 _____ _____ _____ _____

Using the Vocabulary box at the right, write the name of the quadrilateral that best describes each figure. Use each word once. Describe how it is different from other quadrilaterals.

VOCABULARY
trapezoid
rectangle





6. **Stretch Your Thinking** Suppose you drew a diagonal in each of the following quadrilaterals: rectangle, trapezoid, parallelogram. In which figures do triangles with the same size and shape form? In which figures do triangles with a different size and shape form? Explain.
